



Round design, Surround cool

Cassette Air Conditioner

**SAMSUNG**

# SAMSUNG

Moving with,  
and ahead of,  
our customers

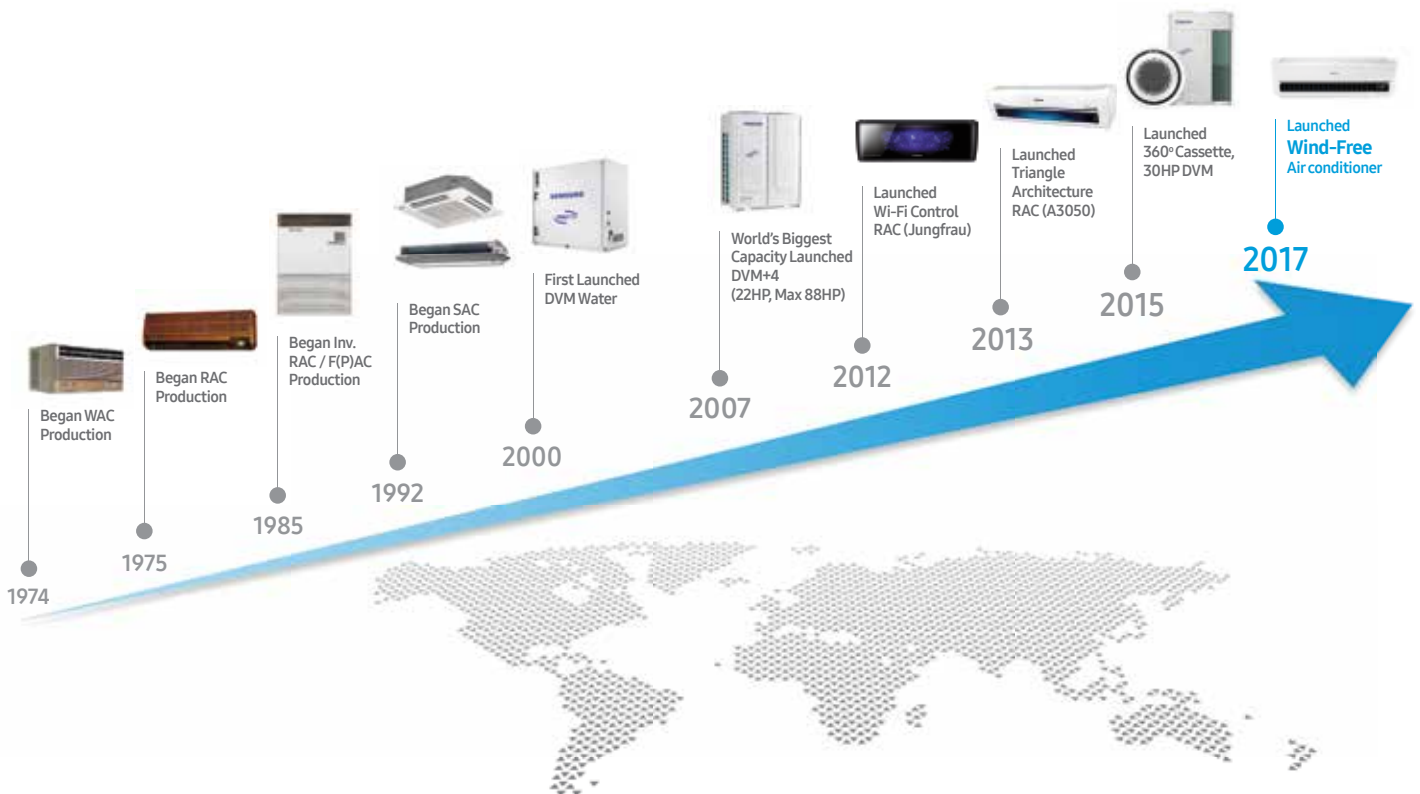
## Samsung Air Conditioning

Samsung has been manufacturing air conditioning systems for almost 40 years, utilizing the latest technology and striving to produce the most innovative, efficient and reliable systems on the market today.

At Samsung Electronics, we're committed to helping our customers, partners and employees discover new experiences and possibilities. Across all our businesses, we're inspired by the changing world around us to create new technologies for consumers. From products that are designed to keep pace with how we live our lives to the core components that make it all possible.

This guide has been produced to assist in the selection of the most suitable equipment for today's commercial projects, from Samsung's comprehensive portfolio of 2 and 3-pipe air and water cooled systems, extensive range of indoor unit designs and variety of control options.

Samsung air conditioning has been specified and installed in a wide range of projects and applications in conjunction with other products from the Samsung Electronics product portfolio, including hotel TVs, display screens, CCTV, security systems, wireless networks, mobile devices and Smart Home.







## CIRCULAR DESIGN

Its full-circle design allows it to be placed beautifully in any setting.



### The World's First Circular Cassette

This innovative circular design blends harmoniously into any type of interior design.




### Circular LED Display Window

Circular LED display windows graphically visualize the operation mode of horizontal or vertical.

## PERFECTLY EVEN COOLING

Innovative 360 degree airflow ensures optimal air conditioning which also eliminates dead zones.



### 360 Air Flow

360 degree directional wind coming out from circular heat exchanger can deliver air evenly throughout every corner in any space.



### Blade-less construction

Revolutionary bladeless design can minimize direct air flow for users' comfort with its booster fan.





**Evenly circulates & cools every corner**

Unlike traditional 4-way cassette units, the cutting-edge design of the 360 Bladeless Cassette delivers almost zero angle air flow with our patented booster fan technology. The air volume is maintained at 100% to deliver an optimal even cooling performance without creating cold draft. A circular outlet discharges cool air in all directions, creating even comfort cooling throughout the room.



**All round simpler & intuitive control**

Intuitively control its performance and see where the air is going. The Wireless Remote Controller's Jog shuttle and button offer a fun way to adjust the air flow and a Circular LED Display shows its direction.



Samsung has won design awards for this 360 Bladeless Cassette at the iF Design Awards 2016 (International Forum Design Awards), which recognises excellence in craftsmanship and quality of products.

# 4 Way Cassette

Stylishly clean design

## Aesthetic panel and display

4 Way Cassette offers simple display design with rounded corners adds a chic sophistication to the interior. You can easily understand the status through the panel.



Classic

## Individual blade control

With the remote controller, users can individually set the opening angles of the four blades at the same angle or different angles within a 32° - 65° range to create just the right atmosphere.



## Optimal airflow for high ceilings

The fan speed adjustment function evenly distributes cool and warm air throughout spaces with high ceilings of up to 3.5m.



### Fan Speed Adjustment

Applied via Remote Controller  
3.5m

\*Based on 10kW



Optional Accessories

Individual  
Controllers




MR-EH00



MWR-WE11N

Panel



PC4NUSKEN

Model Code		AC052NN4SEC/EA	AC071NN4SEC/EA	AC100NN4SEC/EA	AC120NN4SEC/EA	AC140NN4SEC/EA
Features	Horse Power	2HP	3HP	4HP	5HP	6HP
	Type	Cooling Only	Cooling Only	Cooling Only	Cooling Only	Cooling Only
Model Name	Indoor Unit	AC052NN4SEC/EA	AC071NN4SEC/EA	AC100NN4SEC/EA	AC120NN4SEC/EA	AC140NN4SEC/EA
	Outdoor Unit	AC052NX4SEC/EA	AC071NX4SEC/EA	AC100NX4SGC/EA	AC120NX4SGC/EA	AC140NX4SGC/EA
Capacity	Cooling [kW]	5.3	6.5	11.1	12.1	14.0
Power Supply	[Φ, V, Hz]	1, 220-240, 50	1, 220-240, 50	3, 380-415, 50	3, 380-415, 50	3, 380-415, 50
Power Input	Cooling	1.68	2.03	3.68	4.03	5.00
Electrical Current	MCA [A]	15.2	18.3	10.8	11.7	14.6
	MFA [A]	17.8	21.6	12.3	13.4	17.0
Energy Efficiency	COP (Nominal Cooling)	3.15	3.2	3.02	3	2.8
Piping Connections	Liquid Pipe (Φ, mm)	6.35	6.35	9.52	9.52	9.52
	Gas Pipe (Φ, mm)	12.70	15.88	15.88	15.88	15.88
	Installation Max. Length [m]	30	30	50	50	50
	Installation Max. Height [m]	15	15	30	30	30
Refrigerant	Type	R410A	R410A	R410A	R410A	R410A
<b>Indoor Unit</b>						
Dimension	Net Weight (kg)	15	15	18	18	18
	Net Dimensions (WxHxD) (mm)	840 x 204 x 840	840 x 204 x 840	840 x 288 x 840	840 x 288 x 840	840 x 288 x 840
Fan	Type	Turbo Fan	Turbo Fan	Turbo Fan	Turbo Fan	Turbo Fan
	Motor (Output) [W]	65	65	97	97	97
	Number of Unit (EA)	1	1	1	1	1
	Air Flow Rate (High / Mid / Low) [m <sup>3</sup> /min]	18.5/16.5/14.5	23.0/21.0/19.0	31.5/29.0/26.5	31.5/29.0/26.5	33.5/30.0/26.5
Drain	Drain Pipe (Φ,mm)	VP25 (OD 32,ID 25)	VP25 (OD 32,ID 25)	VP25 (OD 32,ID 25)	VP25 (OD 32,ID 25)	VP25 (OD 32,ID 25)
Noise Level	Sound Pressure (High / Mid / Low) [dB(A)]	45/43/41	46/44/42	44/42/40	45/43/41	46/44/42
Panel	Panel Net Weight (kg)	5.8	5.8	5.8	5.8	5.8
	Net Dimensions (WxHxD) (mm)	950 x 45 x 950	950 x 45 x 950	950 x 45 x 950	950 x 45 x 950	950 x 45 x 950
<b>Outdoor Unit</b>						
Dimension	Net Weight (kg)	45.3	58.5	93	98	98
	Net Dimensions (WxHxD) (mm)	880 x 638 x 310	880 x 793 x 310	932 x 1162 x 375	932 x 1162 x 375	932 x 1162 x 375
Fan	Air Flow Rate (Cooling) [m <sup>3</sup> /min]	49.8	52.5	105	105	105
Noise Level	Sound Pressure (Cooling / Heating) [dB(A)]	52	52	54	54	54
Operating Temp. Range	Cooling (°C)	21 ~ 54	21 ~ 54	21 ~ 54	21 ~ 54	21 ~ 54

Optional Accessories

Individual  
Controllers




MR-EH00



MWR-WE11N

Panel



PC4SUSMFN (For AC035 only) / PC4NUSKEN

Model Code		AC035MNNDKH/EU	AC018MN4DKH/VN	AC024MN4DKH/VN	AC100MN4DKH/EU	AC120MN4DKH/EU	AC140MN4DKH/EU
Features	Horse Power	1.5HP	2HP	3HP	4HP	5HP	6HP
	Type	Inverter Heat Pump	Inverter Heat Pump	Inverter Heat Pump	Inverter Heat Pump	Inverter Heat Pump	Inverter Heat Pump
Model Name	Indoor Unit	AC035MNNDKH/EU	AC018MN4DKH/VN	AC024MN4DKH/VN	AC100MN4DKH/EU	AC120MN4DKH/EU	AC140MN4DKH/EU
	Outdoor Unit	AC035MXADKH/EU	AC018MXADKH/VN	AC024MXADKH/VN	AC100MXADNH/EU	AC120MXADNH/EU	AC140MXADNH/EU
Capacity	Cooling [kW]	3.5	5.28	7.03	10.0	12.0	13.4
	Heating [kW]	4.0	5.86	7.91	11.2	13.0	15.5
Power Supply	[Φ, V, Hz]	1, 220-240, 50	1, 220-240, 50	1, 220-240, 50	3, 380-415, 50	3, 380-415, 50	3, 380-415, 50
Power Input	Cooling [kW]	1.09	1.48	2.36	3.12	4.70	4.45
	Heating [kW]	1.2	1.52	2.35	3.1	3.80	4.54
Electrical Current	MCA [A]	11.0	21.0	21.0	171	171	171
	MFA [A]	12.5	25.0	25.0	171	171	171
Energy Efficiency	COP (Nominal Cooling)	3.21	3.56	2.98	3.21	2.55	3.01
	COP (Nominal Heating)	3.33	3.86	3.37	3.61	3.42	3.41
Piping Connections	Liquid Pipe (Φ, mm)	6.35	6.35	6.35	9.52	9.52	9.52
	Gas Pipe (Φ, mm)	9.52	12.7	15.88	15.88	15.88	15.88
	Installation Max. Length [m]	20	30	50	50	50	75
	Installation Max. Height [m]	15	20	30	30	30	30
Refrigerant	Type	R410A	R410A	R410A	R410A	R410A	R410A
<b>Indoor Unit</b>							
Dimension	Net Weight (kg)	11.4	14.5	14.5	18.0	18.0	20.0
	Net Dimensions (WxHxD) (mm)	575 x 250 x 575	840 x 204 x 840	840 x 204 x 840	840 x 288 x 840	840 x 288 x 840	840 x 288 x 840
Fan	Type	Turbo Fan	Turbo Fan	Turbo Fan	Turbo Fan	Turbo Fan	Turbo Fan
	Motor (Output) [W]	65	65	65	97	97	97
	Number of Unit (EA)	1	1	1	1	1	1
	Air Flow Rate (High / Mid / Low) [m <sup>3</sup> /min]	9.2/8.0/6.4	15.0/14.0/13.0	19.5/16.5/14.5	31.0/25.0/19.0	32.0/26.0/20.0	32.0/27.0/22.0
Drain	Drain Pipe (Φ,mm)	VP25(OD32/ID25)	VP25 (OD 32, ID 25)	VP25 (OD 32, ID 25)	VP25(OD32/ID25)	VP25(OD32/ID25)	VP25(OD32/ID25)
Noise Level	Sound Pressure (High / Mid / Low) [dB(A)]	34/30/25	33/31/29	36/33/29	44/39/33	45/40/35	45/41/37
Panel	Panel Net Weight (kg)	2.7	5.9	5.9	5.9	5.9	5.9
	Net Dimensions (WxHxD) (mm)	670 x 45 x 670	950 x 45 x 950	950 x 45 x 950	950 x 45 x 950	950 x 45 x 950	950 x 45 x 950
Additional Accessories	Drain Pump	Built In	Built In	Built In	Built In	Built In	Built In
	Drain Pump Max. Lifting Height/Displacement	750mm/24l/h	750mm/24l/h	750mm/24l/h	750mm/24l/h	750mm/24l/h	750mm/24l/h
<b>Outdoor Unit</b>							
Dimension	Net Weight (kg)	32.8	43.0	54.0	72.0	77.0	87.0
	Net Dimensions (WxHxD) (mm)	790 x 548 x 285	880 x 638 x 310	880 x 798 x 310	940 x 998 x 330	940 x 998 x 330	940 x 1210 x 330
Fan	Air Flow Rate (Cooling) [m <sup>3</sup> /min]	30	40	51	78	78	111
Noise Level	Sound Pressure (Cooling / Heating) [dB(A)]	48/48	48/48	49/51	52/54	54/56	53/54
Operating Temp. Range	Cooling (°C)	-15 ~ 50	-15~50	-15~50	-15 ~ 50	-15 ~ 50	-15 ~ 50
	Heating (°C)	-20 ~ 24	-20~24	-20~24	-20 ~ 24	-20 ~ 24	-20 ~ 24

Optional Accessories

Individual  
Controllers



AR-KH00E (360 series dedicated)



MWR-WE11N

Panel



PC4NUNMAN



PC4NUDMAN

Model Code		AC024MN4PKH/VN	AC100MN4PKH/EU	AC120MN4PKH/EU	AC140MN4PKH/EU
Features	Horse Power	3HP	4HP	5HP	6HP
	Type	Inverter Heat Pump	Inverter Heat Pump	Inverter Heat Pump	Inverter Heat Pump
Model Name	Indoor Unit	AC024MN4PKH/VN	AC100MN4PKH/EU	AC120MN4PKH/EU	AC140MN4PKH/EU
	Outdoor Unit	AC024MXADKH/VN	AC100MXADNH/EU	AC120MXADNH/EU	AC140MXADNH/EU
Capacity	Cooling [kW]	7.03	10.0	12.0	13.4
	Heating [kW]	7.91	11.2	13.0	15.5
Power Supply	[Φ, V, Hz]	1, 220-240, 50	3, 380-415, 50	3, 380-415, 50	3, 380-415, 50
Power Input	Cooling [kW]	2.47	3.12	4.70	4.45
	Heating [kW]	2.40	3.10	3.80	4.54
Electrical Current	MCA [A]	21.5	17.1	17.1	17.1
	MFA [A]	25.0	17.1	17.1	17.1
Energy Efficiency	COP (Nominal Cooling)	2.85	3.21	2.55	3.01
	COP (Nominal Heating)	3.3	3.61	3.42	3.41
Piping Connections	Liquid Pipe (Φ, mm)	6.35	9.52	9.52	9.52
	Gas Pipe (Φ, mm)	15.88	15.88	15.88	15.88
	Installation Max. Length [m]	50	50	50	75
	Installation Max. Height [m]	30	30	30	30
Refrigerant	Type	R410A	R410A	R410A	R410A
<b>Indoor Unit</b>					
Dimension	Net Weight(kg)	20.2	23.5	23.5	25.5
	Net Dimensions (WxHxD) (mm)	947 x 281 x 947	947 x 365 x 947	947 x 365 x 947	947 x 365 x 947
Fan	Type	Turbo Fan	Turbo Fan	Turbo Fan	Turbo Fan
	Motor (Output) [W]	65	97	97	97
	Number of Unit (EA)	1	1	1	1
	Air Flow Rate (High / Mid / Low) [m <sup>3</sup> /min]	17.5/15.9/14.3	31.2/25.5/19.8	32.5/25.5/19.8	32.4/27.1/22.8
Drain	Drain Pipe (Φ,mm)	VP25(OD32/ID25)	VP25(OD32/ID25)	VP25(OD32/ID25)	VP25(OD32/ID25)
Noise Level	Sound Pressure (High / Mid / Low) [dB(A)]	36/33/29	44/39/33	45/40/35	45/41/37
Circular Panel Size	Panel Net Weight (kg)	3.5	3.5	3.5	3.5
	Net Dimensions (WxHxD) (mm)	1050 x 66 x 1050	1050 x 66 x 1050	1050 x 66 x 1050	1050 x 66 x 1050
Square Panel Size	Panel Net Weight (kg)	3.5	3.5	3.5	3.5
	Net Dimensions (WxHxD) (mm)	1000 x 66 x 1000	1000 x 66 x 1000	1000 x 66 x 1000	1000 x 66 x 1000
Additional Accessories	Drain Pump	Built In	Built In	Built In	Built In
	Drain Pump Max. Lifting Height/Displacement	750mm/24l/h	750mm/24l/h	750mm/24l/h	750mm/24l/h
<b>Outdoor Unit</b>					
External Dimension	Net Weight (kg)	54.0	72.0	77.0	87.0
	Net Dimensions (WxHxD) (mm)	880 x 798 x 310	940 x 998 x 330	940 x 998 x 330	940 x 1210 x 330
Fan	Air Flow Rate (Cooling) [m <sup>3</sup> /min]	51	78	78	111
Noise Level	Sound Pressure (Cooling / Heating) [dB(A)]	49/51	52/54	54/56	53/54
Operating Temp. Range	Cooling (°C)	-15 ~ 50	-15 ~ 50	-15 ~ 50	-15 ~ 50
	Heating (°C)	-20 ~ 24	-20 ~ 24	-20 ~ 24	-20 ~ 24

**Enquiry Hotline : (852) 3698 4688**

Service Enquiry : [eb.services@samsung.com](mailto:eb.services@samsung.com)

Sales Enquiry : [eb.contact@samsung.com](mailto:eb.contact@samsung.com)